

INSPECTION PROCEDURE

1 CHECK SYMPTOMS

- (a) Check the masking object.
- (1) Check for the masking object between the wireless headphone and the stereo component control.

Standard: Return to normal control.

HINT:

Since the voice sound of the wireless headphone is converted into the infrared light for the transmission, the voice sound cannot be transmitted if there is a masking object between the emission part and the receiving part.

OK NORMAL

NG

2 CHECK BATTERY(HEADPHONE STEREO ASSY)

- (a) Check the dry cell battery.
- (1) Check that the dry cell battery is not used up.

Standard: The dry cell battery is not used up.

NG BATTERY EMPTY

OK

3 CLEANING IR RECEIVER SENSOR

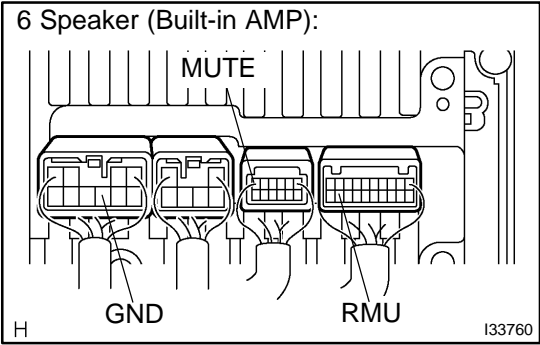
- (a) Clean up the infrared light emission part.
- (1) Clean up the infrared light emission part of the stereo component control.
- (2) Check if the same abnormality occurs again.

Standard: Function return to normal condition.

OK IR LED DIRTY

NG

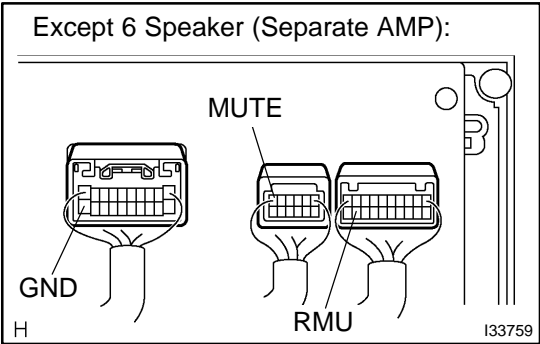
4 INSPECT RADIO RECEIVER ASSY(RMUT, GND)



- (a) Check that the voltage between terminals at each condition, as shown in the chart.

Standard:

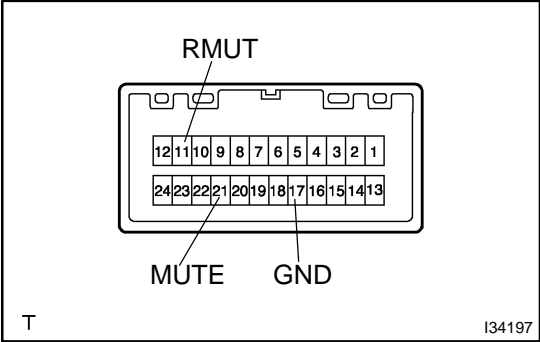
Terminal	Condition	Specified condition
MUTE ⇄ GND	Audio system is sounding	10 - 14 V
RMU ⇄ GND	Audio system is sounding	10 - 14 V



NG CHECK AND REPLACE RADIO RECEIVER ASSY

OK

5 CHECK AND REPLACE STEREO COMPONENT CONTROLLER ASSY(RMUT, GND)



- (a) Check that the voltage between terminals at each condition, as shown in the chart.

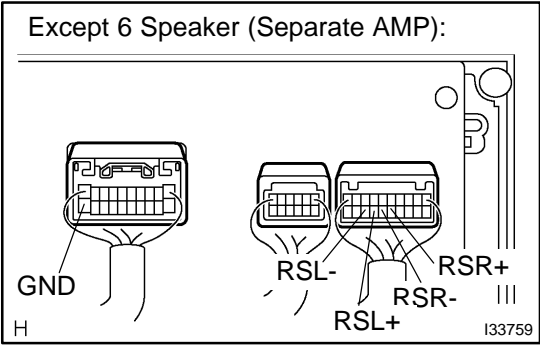
Standard:

Terminal	Condition	Specified condition
MUTE ⇄ GND	Audio system is sounding	10 - 14 V

NG REPAIR OR REPLACE HARNESS OR CONNECTOR

OK

6 INSPECT RADIO RECEIVER ASSY(OUTPUT SIGNAL)



(a) Check that the continuity between terminals at each condition, as shown in the chart.

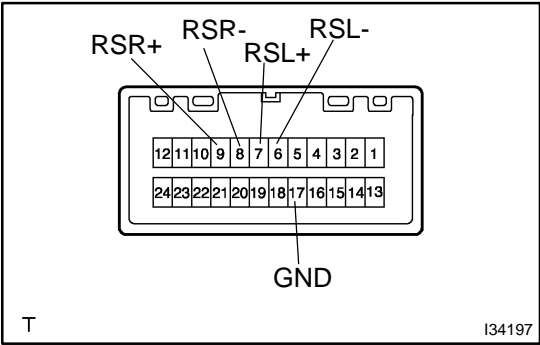
Standard:

Terminal	Condition	Specified condition
RSR+/- ⇄ GND	Audio system is sounding	A waveform synchronized with sounds is output
RSL+/- ⇄ GND	Audio system is sounding	A waveform synchronized with sounds is output

NG CHECK AND REPLACE RADIO RECEIVER ASSY

OK

7 INSPECT STEREO COMPONENT CONTROLLER ASSY(INPUT SIGNAL)



(a) Check that the continuity between terminals at each condition, as shown in the chart.

Standard:

Terminal	Condition	Specified condition
RSR+/- ⇄ GND	Audio system is sounding	A waveform synchronized with sounds is output
RSL+/- ⇄ GND	Audio system is sounding	A waveform synchronized with sounds is output

NG REPAIR OR REPLACE HARNESS OR CONNECTOR

OK

CHECK AND REPLACE STEREO COMPONENT CONTROLLER ASSY